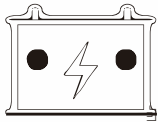


EXTRA WAYS TO CHARGE, EXTRA FUN

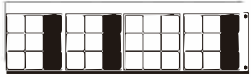
ENABLE MORE CHARGING METHODS FOR 8MM DC INLET(DC7909)




Car



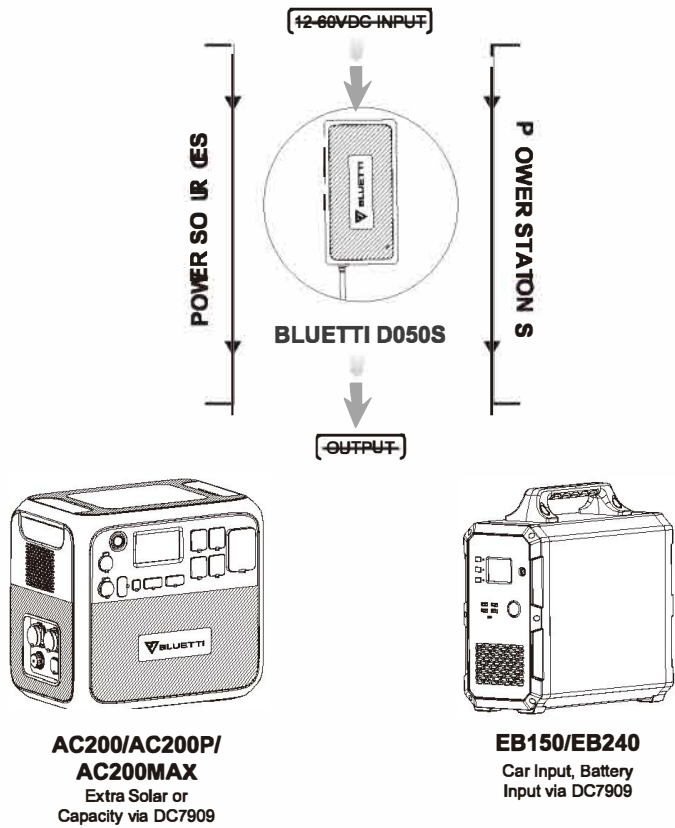
Lead-acid Battery



Solar
(12-60V, 10A MAX)



Bluetti Batteries
(B230 or B300)



WARNING

Before using this DC Charging Enhancer, please make sure that your devices can take DC input voltage higher than 58.8V, or this may cause irreversible damage.

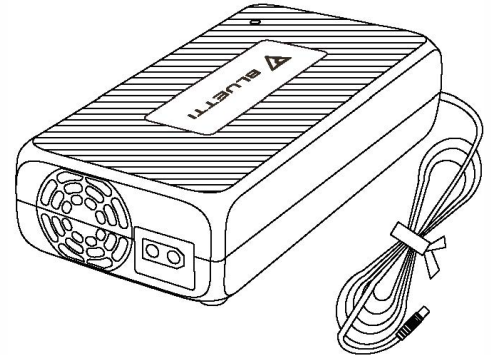
EU REP

Company: POWEROAK GmbH
Address: Lindwurmstr. 114, 80337 München Germany
Mail: logi@bluetti.de

UK REP

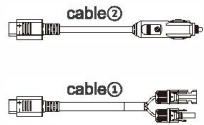
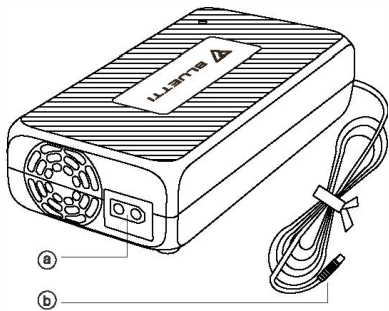
Company: POWEROAK ENERGY UK CO., LTD
Address: Suite 108 Chase Business Center 39-41
Chase Side London United Kingdom N14 5BP
Mail: poweroak.eu@bluetti.com

P/N: 17.0303.0405-00A0



USER MANUAL

Please read this manual before use and follow its guidance. Keep this manual for future reference.



QUICK GUIDE

a XT90-M Input Port

Adapt to power source, plug the cable ② or cable ③ to achieve solar charging and car charging. Extra battery charging (B230 or B300 battery packs) requires additional battery extension cable.

b 7909-F Plug

Easy plug to power the power station

GENERAL SPECS



Net Weight
0.75kg/1.65lbs



Dimensions
234x117x60mm
(9.2x4.6x2.3inches)



Ingress Protection LV
IP20



DC x1
12-60VDC,
10A MAX



Storage Environment
Temperature
-20-40°C/
-4-104°F



Working Temperature
-10-40°C/
14-104°F



Working Environment
Humidity
10%-85%

OUTPUT



DC x1
16-58.8VDC,
8.2A MAX,
500W MAX



Overload Power Protection
Yes



Short Circuit Protection
Yes



Overvoltage protection voltage
Yes

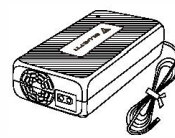
INSTRUCTION

Please observe the following instructions to ensure safety use:

- Never disassemble or modify this product.
- Keep D050S away from heat sources such as radiators and heaters.
- Only original cables is recommended to operate on D050S.
- DO NOT touch the product with wet hands.
- Please place your after-sale requirement as the warranty card written to the vendor where you order the product.

IN THE BOX

Standard Accessories



① D050S



② Solar Charging Cable
(XT90-F to MC4)



③ Car Charging Cable
(XT90-F to Cigarette Lighter Plug)



④ User Manual



⑤ Warranty Card



⑥ Certificate

Extra Options



⑦ lead acid battery charging cable
XT90 to Red Black clamp

Please read this manual before use and follow its guidance. Keep this manual for future reference.