

Parallel Box

User Guide

Model: P480A

Contact Us:
www.bluettipower.com
service@bluettipower.com




Product Introduction

The P480A Parallel Box is employed when two AC240 units operate in parallel.

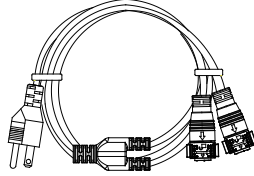
Attention:

- The P480A Parallel Box is exclusively designed for use with the AC240 unit. Do not attempt to connect it directly to other power sources, including wall outlets, power stations, generators, or the electrical grid. BLUETTI shall not be liable for any damage caused.
- Use the communication cable provided to avoid connectivity issues. BLUETTI shall not be liable for any damage caused by the use of cables other than those specified.
- For further safety instructions and disclaimers, please refer to the AC240 Portable Power Station User Manual.


What is in the box



Parallel Box



AC Cable

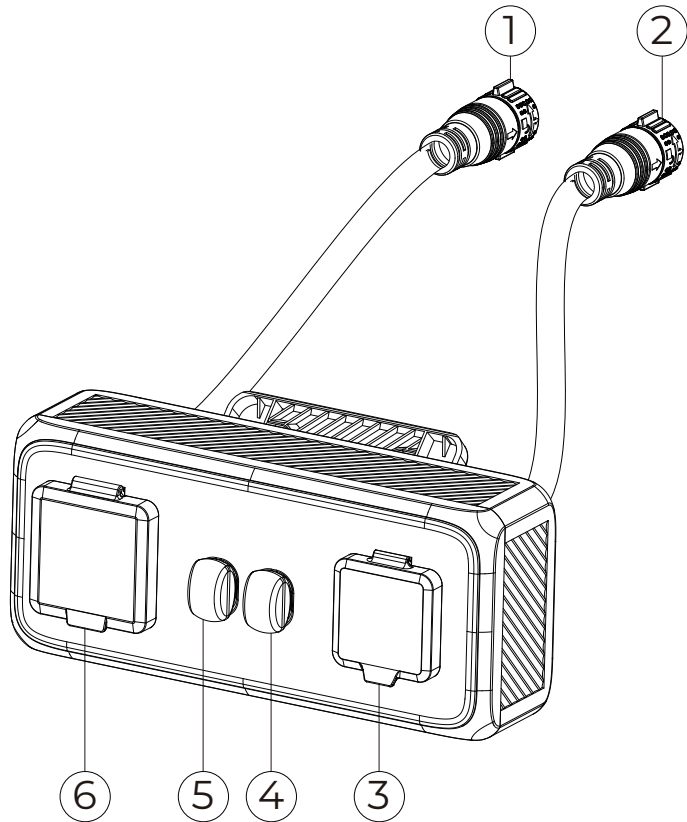


User Manual & Warranty Card

Technical details

P480A	
AC Output	120VAC, 4800W Max.
Storage Temperature	-25°C -40°C/-13°F -104°F
Working Humidity	10%-90%

Product Overview



No.	Description
①	AC Cable
②	AC Cable
③	125V / 30A AC Outlet (compatible with devices up to 30A current)
④	AC Button (turn on or off the AC outlet ③)
⑤	AC Button (turn on or off the AC outlet ⑥)
⑥	125V / 50A AC Outlet (compatible with devices up to 40A current)

Warranty Policy

Thank you for choosing BLUETTI. Please read the terms and conditions and fill in the warranty card. This card, together with your proof of purchase, entitles you to the service of the product under the terms of this warranty. The warranty period starts from the date of product receipt.

Item	Warranty Period
Main unit (including batteries)	72 months*
Solar panel	12 months
Accessories (adapter/cable/others)	12 months

* Only applies to products purchased directly from the official BLUETTI website. If you purchased the product from other channels, the warranty is valid for 24 months. However, you can register for BLUETTI VIP on the official website to get a free warranty extension.

The warranty does not cover:

- Issues arising after the warranty period has expired;
- Damage resulting from improper use, maintenance, or storage, contrary to the user manual;
- Unauthorized disassembly, repair, or modifications;
- Damage caused by force majeure events.

Valid Proof of Purchase

- 01 Order No. of purchases made through authorized platforms.
- 02 Sales invoice or order confirmation email that clearly shows the description of the product, its price and sales channel.
- 03 The defective item's serial number (usually on the bottom of the product) and/or visible proof (eg. Short video) depicting the defect will be required.

How to Return/Replace/Repair

- 01 Contact us for a Return Merchandise Authorization (RMA) Number. We will not accept returned items without prior authorization and RMA.
- 02 Write the RMA number in the form below and on the outer package of the parcel.
- 03 Send the defective product to our local warehouse.

Warranty Policy

Customer Name:	Date:		
Compay(optional):			
Address:	City:	State:	Zip:
Phone:	Fax:		
Email Address:			

Purchase From:
Name of Tech Support Spoken To:

RMA #:

Model Name:	
Serial #:	
Purchase Date:	
Problem Description:	

SHENZHEN POWEROAK NEWENER CO., LTD.

Add: F19, BLD No.1, Kaidaer, Tongsha Rd No.168, Xili Street, Nanshan, Shenzhen, China

USA Company

Company: BLUETTI POWEROAK INC
Add: 6185 S VALLEY VIEW BLVD STE D LAS VEGAS
NEVADA 89118 United States
FRN: 0033559824

Customer Service

Tel: 800-200-2980 (Monday to Sunday 9:00-17:00)
Email: sale@bluettipower.com (Pre-sales),
service@bluettipower.com (After-sales)

Certificate

Inspector: _____

QC: _____

Just Power On

P/N:17.0303.0633-00A0